

T. W. McNALLY.
Can.

No. 221,245.

Patented Nov. 4, 1879.

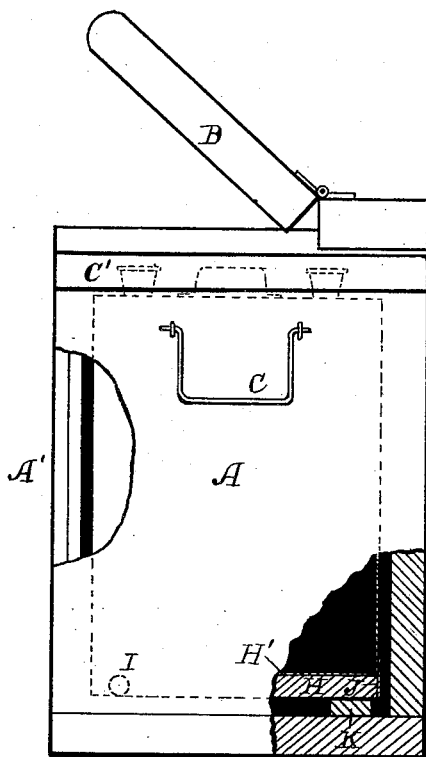


Fig. 1.

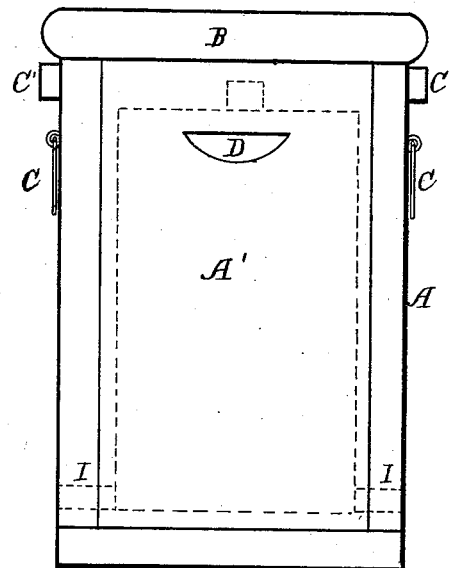


Fig. 2.

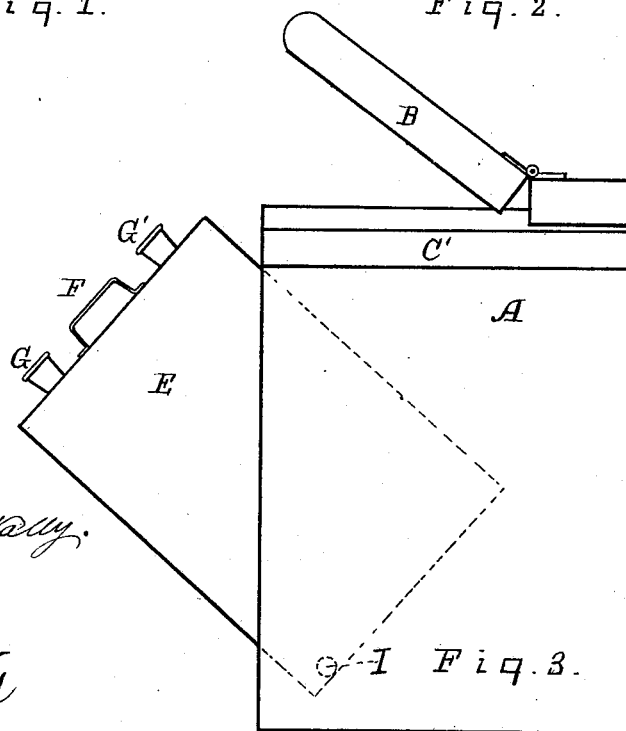


Fig. 3.

Inventor:
Thomas McNally.

Witnesses:
J. S. Zerbe
B. F. Conrad

UNITED STATES PATENT OFFICE.

THOMAS W. McNALLY, OF CINCINNATI, OHIO, ASSIGNOR TO MICHAEL J. FILBURN AND JAMES H. HORAN, OF LOUISVILLE, KENTUCKY.

IMPROVEMENT IN CANS.

Specification forming part of Letters Patent No. **221,215**, dated November 4, 1879; application filed May 31, 1879.

To all whom it may concern:

Be it known that I, THOMAS W. McNALLY, of Cincinnati, in the county of Hamilton and State of Ohio, have invented a new and useful Improvement in Cans, which improvement is fully set forth in the following specification and accompanying drawings, in which—

Figure 1 is a side elevation. Fig. 2 is a front elevation; and Fig. 3 is a side view, with the can tilted.

The object of my invention is to provide an improved case for a can, by means of which the liquid or oil in the can can be readily poured therefrom, as will hereinafter be more fully set forth.

In the accompanying drawings, A represents the sides of the case, having a suitable bottom and back, and provided at the front with a slide-door, A', as shown. Suitable bails or handles C are placed on the sides of the case, and on the top a drop cover or lid, B, having cleats or flanges, which pass down around the sides and front of the case to prevent the said case from spreading or warping.

The can E has the usual bottom H'; but in addition thereto I provide this bottom with a support or extra wooden or metal bottom, H, which is then surrounded by an extra casing of tin, J. The trunnions I are formed by side extensions of this extra bottom H, and work in journals in the sides A of the case. A strip, K, composed of wood or metal, under the back

part of the can E, keeps the can in a vertical position. A handle is soldered centrally to the top of the can, and the vents G G' are suitably placed on each side of said handle.

For the purpose of giving additional strength to the sides of the case I affix cleats C' to the upper part of A, which prevent the said sides from splitting by handling or exposure to the weather.

If it is desired to draw liquid from the can, the sliding door A' is withdrawn from the front by means of the thumb-notch D, and the lid B raised in the position shown in Figs. 1 and 3. The can is then tilted forward, as shown in Fig. 3.

I am aware that trunnions in an oil-can and case are not patentable, and I do not claim such as my invention; but

What I claim as new, and desire to secure by Letters Patent, is—

1. An oil-can having an extra bottom, H, incased by strip J, and having the trunnions formed by extensions of the said extra bottom, substantially as herein described, and for the purpose specified.

2. An oil-can having a case, A, in combination with sliding door A' and lid B, substantially as and for the purpose specified.

THOMAS W. McNALLY.

Witnesses:

HENRY J. HARROP,
J. L. ZERBE.